Chromalox®
PRECISION HEAT AND CONTROL

UL LISTED
FILE #E32299

SUBMITTAL SHEET
FPEP & CEP-15 Explosion Proof Convection Heaters



FPEP



CEP-15

Capacities

- ***200 to 1,500 Watts***
- ***682 - 5,118 Btuh***
- ***120, 208, 240, 277, 480 & 600 Volt***
- ***Single Phase***

See Selection Chart Back Page

JOB NAME: _____

LOCATION: _____

ARCHITECT: _____

ENGINEER: _____

CONTRACTOR: _____

SUBMITTED BY: _____

DATE: _____

QTY.	CATALOG NUMBER	TAG	HEATER			AMPS
			KW	VOLTS	Ø	

ACCESSORIES AND CONTROLS

QTY.	CATALOG NO.	TAG	DESCRIPTION

Chromalox • 103 Gamma Drive Ext. • Pittsburgh, Pennsylvania 15238 • Telephone: 412-967-3800 • Fax: 412-967-5148

© 2002 Chromalox, Inc.

Specifications

Electrical					Dimensions (In.)			Ordering		Wt. (Lbs.)
Watts	Volts	No. Elem.	Amps	Btuh	Height	Width	Depth	Model	PCN	
FPEP — One Finned Element										
200	120	1	1.7	682	5	21-5/8	5-3/4	FPEP-200211	350000	14
400	120	1	3.3	1,365	5	34-1/2	5-3/4	FPEP-400211	350019	19
400	208	1	1.9	1,365	5	34-1/2	5-3/4	FPEP-400221	350027	19
400	240	1	1.7	1,365	5	34-1/2	5-3/4	FPEP-400231	350035	19
500	120	1	4.2	1,706	5	40-1/8	5-3/4	FPEP-500211	350043	24
500	208	1	2.4	1,706	5	40-1/8	5-3/4	FPEP-500221	350051	24
500	240	1	2.1	1,706	5	40-1/8	5-3/4	FPEP-500231	350060	24
750	120	1	6.3	2,559	5	57-7/8	5-3/4	FPEP-750211	350078	34
750	208	1	3.6	2,559	5	57-7/8	5-3/4	FPEP-750221	350086	34
750	240	1	3.1	2,559	5	57-7/8	5-3/4	FPEP-750231	350094	34
1,000	120	1	8.3	3,412	5	78-7/8	5-3/4	FPEP-1000211	350107	41
1,000	208	1	4.8	3,412	5	78-7/8	5-3/4	FPEP-1000221	350115	41
1,000	240	1	4.2	3,412	5	78-7/8	5-3/4	FPEP-1000231	350123	41
CEP-15 — Two Finned Elements										
1,500	120	1	12.5	5,118	10	59	4-7/8	CEP-15C11	350131	66
1,500	208	1	7.2	5,118	10	59	4-7/8	CEP-15C21	350140	66
1,500	240	1	6.3	5,118	10	59	4-7/8	CEP-15C31	350158	66
1,500	277	1	5.4	5,118	10	59	4-7/8	CEP-15C41	350166	66
1,500	480	1	3.1	5,118	10	59	4-7/8	CEP-15C71	350174	66
1,500	600	1	2.5	5,118	10	59	4-7/8	CEP-15C81	350182	66

Dimensions

FPEP

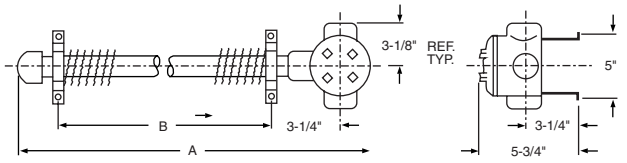

Cat. No.	A Dimension	B Dimension
FPEP-200-2	21-5/8	14
FPEP-400-2	34-1/2	26-7/8
FPEP-500-2	40-1/8	32-1/2
FPEP-750-2	57-7/8	50-1/4
FPEP-1000-2	78-7/8	66-1/4

CEP-15

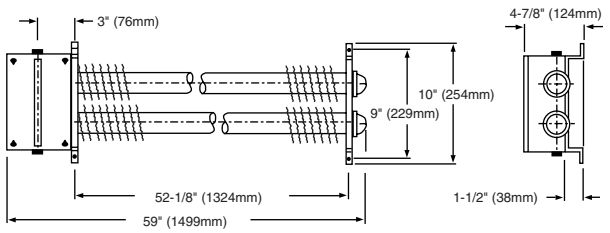

SUGGESTED ENGINEERING SPECIFICATIONS

Furnish and install Chromalox type FPEP / CEP explosion proof convection heaters as shown on the schedule. Explosion proof convectors to be UL listed for use in hazardous atmospheres where the heaters are rated for (FPEP) Class I, Groups C & D T-3C rating; Class II, Groups E, F and G T-3B rating. / or / (CEP) Class I, Groups C & D T-3C rating; Class II Groups E, F & G T-3C rating. The heater shall provide Incoloy sheath tubular heating elements containing nickel chromium resistance wire and be totally enclosed in a heating surface constructed of schedule 40 finned steel pipe. The explosion proof terminal box shall be cast aluminum alloy with double hubs with 1-1/4" pipe thread.