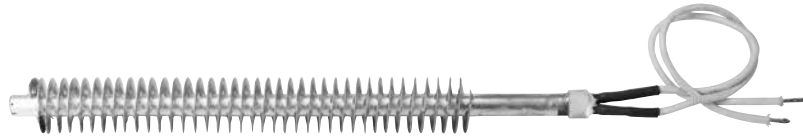


SFTS & SFTI

.315" Dia. Single End Fintube® Heaters



- Steel Sheath (type SFTS)
- MONEL® Sheath (type SFTI)
- 325 - 2,400 Watts
- 120 and 240 Volt
- 60 W/in²
- 750°F Max. Sheath Temp. (type SFTS)
- 900°F Max. Sheath Temp. (type SFTI)

Applications

Best suited for the following applications where space is limited.

- Drying
- Heat Treating
- Annealing
- Load Banks
- Curing Ovens, Dryers, Ducts, etc.

Advantages

Versatile — Ideal for both comfort and industrial process air applications.

Single-End Terminals simplify wiring and eliminate the need for return wire.

Install More Elements in Same Space as standard, double-end Fintube®.

No Bending required to put all terminals in the same plane.

Smaller Heating Duct or Chamber in some cases.

Construction — Element is constructed like the standard single-end tubular element with the addition of continuous spiral fins (4 - 5 per inch) permanently furnace brazed to the sheath.

Fins greatly increase surface area and permit faster heat transfer to the air, resulting in lower element surface temperatures.

High Watt Density permits use of fewer elements or higher concentration of installed kW for a given area.

Lead Wires, 10" long, with silicone-impregnated Fiberglas® sleeves. Maximum wire temperature is 200°C.

Leads are attached to terminals inside a ceramic terminal bushing.

Application Tips

Terminal Block should be on outside of duct or heating area.

Element Supports should be provided for every two feet of element length.

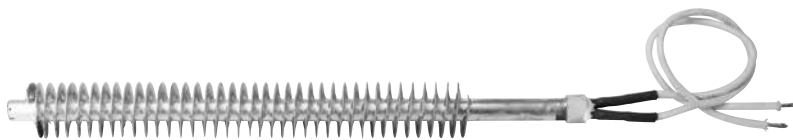
Work Temperatures — See Allowable Watt Density & Heater Selection Graphs G-151 through G-156 in Technical section.

Special Features — Sheath material, threaded fittings, length, volts, watts, brackets, etc. Contact your Local Chromalox Sales office for price and availability.

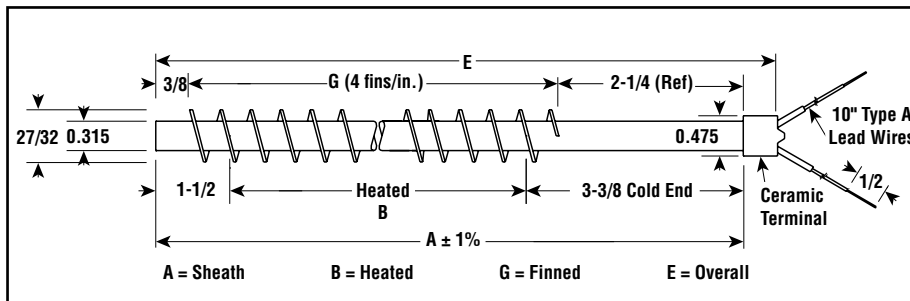
Bending is not recommended for single end elements. Contact your Local Chromalox Sales office.

SFTS & SFTI

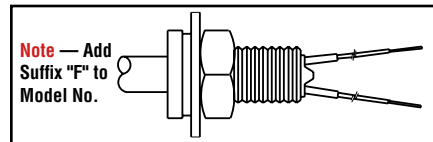
.315" Dia. Single End
Fintube® Heaters (*cont'd.*)



Dimensions (Inches)



Terminal End with Fitting



Specifications and Ordering Information

Watts	W/In ²	Volts	Dimensions (In.)				Steel Sheath			MONEL® Sheath			Wt. (Lbs.)
			A	B	E	G	Model	Stock	PCN	Model	Stock	PCN	
325	45	120	11-7/8	7-1/4	12-5/8	9-1/2	SFTS-12315	NS	222017	SFTI-12315	NS	222640	1
325	45	240	11-7/8	7-1/4	12-5/8	9-1/2	SFTS-12315	NS	222025	SFTI-12315	NS	222658	1
500	45	120	15-7/8	11-1/4	16-5/8	13-1/2	SFTS-16315	NS	222033	SFTI-16315	NS	222666	1
500	45	240	15-7/8	11-1/4	16-5/8	13-1/2	SFTS-16315	NS	222041	SFTI-16315	NS	222674	1
700	46	120	19-7/8	15-1/4	20-5/8	17-1/2	SFTS-20315	NS	222050	SFTI-20315	NS	222682	1
700	46	240	19-7/8	15-1/4	20-5/8	17-1/2	SFTS-20315	NS	222068	SFTI-20315	NS	222690	1
1,200	63	120	23-7/8	19-1/4	24-5/8	21-1/2	SFTS-24315	NS	222076	SFTI-24315	NS	222703	1
1,150	60	240	23-7/8	19-1/4	24-5/8	21-1/2	SFTS-24315	NS	222084	SFTI-24315	NS	222711	1
1,200	52	120	27-7/8	23-1/4	28-5/8	25-1/2	SFTS-28315	NS	222092	SFTI-28315	NS	222720	1
1,300	56	240	27-7/8	23-1/4	28-5/8	25-1/2	SFTS-28315	NS	222105	SFTI-28315	NS	222738	1
1,200	45	120	31-7/8	27-1/4	32-5/8	29-1/2	SFTS-32315	NS	222113	SFTI-32315	NS	222746	2
1,600	59	240	31-7/8	27-1/4	32-5/8	29-1/2	SFTS-32315	NS	222121	SFTI-32315	NS	222754	2
1,200	39	120	35-7/8	31-1/4	36-5/8	33-1/2	SFTS-36315	NS	222130	SFTI-36315	NS	222762	2
1,900	61	240	35-7/8	31-1/4	36-5/8	33-1/2	SFTS-36315	NS	222148	SFTI-36315	NS	222770	2
1,200	34	120	39-7/8	35-1/4	40-5/8	37-1/2	SFTS-40315	NS	222156	SFTI-40315	NS	222789	2
2,200	63	240	39-7/8	35-1/4	40-5/8	37-1/2	SFTS-40315	NS	222164	SFTI-40315	NS	222797	2
1,200	31	120	43-7/8	39-1/4	44-5/8	41-1/2	SFTS-44315	NS	222172	SFTI-44315	NS	222800	2
2,250	58	240	43-7/8	39-1/4	44-5/8	41-1/2	SFTS-44315	NS	222180	SFTI-44315	NS	222818	2
1,200	28	120	47-7/8	43-1/4	48-5/8	45-1/2	SFTS-48315	NS	222199	SFTI-48315	NS	222826	2
2,400	56	240	47-7/8	43-1/4	48-5/8	45-1/2	SFTS-48315	NS	222201	SFTI-48315	NS	222834	2
1,200	26	120	51-7/8	47-1/4	52-5/8	49-1/2	SFTS-52315	NS	222210	SFTI-52315	NS	222842	2
2,400	51	240	51-7/8	47-1/4	52-5/8	49-1/2	SFTS-52315	NS	222228	SFTI-52315	NS	222850	2
1,150	23	120	55-7/8	51-1/4	56-5/8	53-1/2	SFTS-56315	NS	222236	SFTI-56315	NS	222869	3
2,400	47	240	55-7/8	51-1/4	56-5/8	53-1/2	SFTS-56315	NS	222244	SFTI-56315	NS	222877	3
1,075	20	120	59-7/8	55-1/4	60-5/8	57-1/2	SFTS-60315	NS	222252	SFTI-60315	NS	222885	3
2,400	44	240	59-7/8	55-1/4	60-5/8	57-1/2	SFTS-60315	NS	222260	SFTI-60315	NS	222893	3

Stock Status: S = stock NS = non-stock
To Order—Specify model, PCN, watts, volts and quantity.