

MaxPac I Single Phase SCR Power Pak


- 120-600 VAC @ 100-650 Amp
- Automatic 50/60HZ Line Sensing

User Adjustable Firing Modes Include:


- On/Off Control Inputs:
120VAC, 240VAC, 5-32 VDC Dry Contact Closure
- Proportional Zero Cross or DOT Firing Power Control Inputs:
4-20mA, 0-5 VDC, 1-5 VDC, 0-10 VDC
- Flexible I/O Power Wiring
- Built-In Power Distribution
- Shorted SCR Detection (Option)
- Easy Customer Interface
- Remote Stop
- Electronically Protected with Temperature Warning and Shutdown System
- Compact Size and Construction
- Touch-Safe
- dv/dt Transient Voltage Protection
- MOV Protection
- Single or Three Cycle Resolution (Jumper Selectable)

Applications


- Resistive Heaters
- Electric Ovens
- Furnaces
- Kilns
- Environmental Chambers



Touch Safe
*Shown without cover



Open Design



Description

The MaxPac Series is specifically designed for the OEM market. The plug-in options, flexible I/O power wiring, space saving footprint, optional lug kits, I²t fusing and universal approvals make it an excellent candidate for your product.

The Chromalox Model MaxPac I Single Phase Solid State SCR Power Controller is a highly versatile power pak with optional plug-in Shorted SCR Detection Boards. Firing modes can be switched between On/Off and proportional Zero Cross or DOT Firing power control at any time based on process needs.

Chromalox's exclusive DOT (Demand Oriented Transfer) firing switches the fewest number of cycles to provide the most precise zero cross-over control. At 50% output the unit's output alternates between one electrical cycle on and one cycle off. At 51% the output continues with one cycle on / one cycle off and gradually integrates one extra "on" cycle for the additional one percent. With the exception of phase angle firing, DOT firing is the most precise method of SCR control. DOT firing is preferred in many applications because phase angle firing creates unwanted RFI. DOT is excellent for applications where consistent heater/process temperature control is critical.

Mechanical Features

- LED Indication of Firing
- Customer Control Connections are made on a Plug-In Screw Type Terminal Block
- Optional Remote Manual Adjust and Auto/Manual Switch
- Heatsink Mounted Temperature Sensor
- Built-In Power Distribution

Electrical Features

- SCRs PIV 1200V Minimum (1500 Volts on 600 Volt model)
- Isolated Semiconductor Power Blocks are used on all Current Ratings up to 650 Amps
- UL 508 for units 650 Amps and under

Safety Features


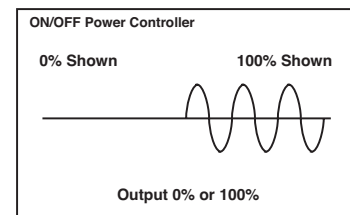
Personnel Safety

- Ground Potential Heat Sink up to 650 Amps
- SCR to Heat Sink Isolation up to 650 Amps
- Touch-Safe Option
- CE Compliance; Line filters are required

Equipment/Process Safety

- Input to Output Isolation
- dv/dt Transient Voltage Protection
- Optional I²t Fusing
- Remote Stop
- Optional Shorted SCR Detection
- MOV

Wave Form Cycle Rate



MaxPac I Single Phase SCR Power Pak *(cont'd.)*


Mounting Dimensions

MaxPac I Open

Amps	Width	Height	Depth
100	7.75	9.75	10
150	7.75	9.75	10
200	7.75	9.75	10
300	7.75	9.75	10
400	9.5	14.75	11
550	11	17.75	11
650	11	17.75	11

MaxPac I Closed

Amps	Width	Height	Depth
100	9.5	14.75	11.8
150	9.5	14.75	11.8
200	9.5	14.75	11.8
300	9.5	14.75	11.8
400	9.5	14.75	11.8
550	11	17.75	11.8
650	11	17.75	11.8



Ordering Information

Complete the model number using the matrix provided.

Model	SCR Power Pack
MXPC I	Single Phase SCR Power Pack
Code	Control Configuration
5	Proportional Control, DOT Zero-Crossover Firing, Command Input Signals: 4-20mA, 0-5VDC, 1-5VDC (via Modbus RTU/485 only), 0-10VDC, Remote 0-1000 OHM Potentiometer w/Manual Override, Modbus RTU/RS485 Communications. RTD Heat Sink Temperature Sensor with Two Set-Points, Automatic Line Sensing 50/60HZ, Remote Permissive Shutdown Input, Form "C" Dry Contact Alarm Output, Staged Heating w/Digital Calibration Zero / Span Adjustments(4-8mA, 8-12mA,12-16mA,16-20mA (via Modbus RTU/RS485 only), LED Diagnostics: Command Input, Main/Trigger Boards Running, SCR Status per Phase, Diagnostic Kit via Modbus RTU/RS485: Highest Heat Sink Temperature, Last Heat Sink Temperature, Highest and Lowest Ambient Temperature, Line Frequency Monitoring, Third Party Certifications: UL, cUL, CE, DEMKO.
Code	Current at 50°C (122°F)
01	100 Amp Open Design
02	100 Amp Touch Safe Design
03	150 Amp OpenDesign
04	150 Amp Touch Safe Design
05	200 Amp OpenDesign
06	200 Amp Touch Safe Design
07	300 Amp OpenDesign
08	300 Amp Touch Safe Design
09	400 Amp OpenDesign
10	400 Amp Touch Safe Design
11	550 Amp OpenDesign
12	550 Amp Touch Safe Design
13	650 Amp OpenDesign
14	650 Amp Touch Safe Design
MXPC I-	5 03 (Continued on next page)

Note: CE approval for all units, line filters required.

MaxPac I

Single Phase SCR Power Pak (cont'd.)

Ordering Information (cont'd.)

Complete the model number using the matrix provided.

Crimp Lug Chart		
Chromalox #	Panduit #	Conductor Size
0135-10002	LCD8-14A-L	#8 AWG
0135-10003	LCD6-14A-L	#6 AWG or #6 Weld
0135-10004	LCD4-14A-L	#4 AWG or #4 Weld
0135-10005	LCD2-56B-Q	#2 AWG
0135-10006	LCD1-56C-E	#1 AWG or #2 Weld
0135-10007	LCD1/0-12-X	#1/0 AWG or #1 Weld
0135-10008	LCD2/0-12-X	#2/0 AWG or #1/0 Weld
0135-10009	LCD3/0-12-X	#3/0 AWG or #2/0 Weld
0135-10010	LCD4/0-12-X	#4/0 AWG or #3/0 Weld
0135-10011	LCD250-12-X	250 MCM or #4/0 Weld
0135-10012	LCD300-12-X	300 MCM
0135-10013	LCD350-12-6	350 MCM
0135-10014	LCD400-12-6	400 MCM
0135-10015	LCD500-12-6	500 MCM

Model SCR Power Pack

MXPC 1 Single Phase SCR Power Pack

Code Line Voltage

1	120 VAC - 480 VAC	
2	575/600 VAC	
3	50/60 Hz	* For CE, 50 Hz Limited to 400V

Code Instrument Power (100 Va Required)

1	120 VAC 50/60 Hz
2	230 VAC 50/60 HZ

Code Compression Lug Kits (Open Design up to 300 Amps)
For Other Ranges See Crimp Lug Chart

L0	None (Select for all Touch Safe Design and for over 300 Amp Open Design)
L1	100-150 Amp PAK (#2 - 4/0)/connection
L2	200-300 Amp PAK (1/0 - 500mcm)/connection

Code Fusing Option ⁽¹⁾

F00	None
For 500 VAC Applications, Select One	
F01	100-150 Amp PAK (200 Amp Fuse)
F02	200 Amp PAK (250 Amp Fuse)
F03	300 Amp PAK (400 Amp Fuse)
F04	400 Amp PAK (500 Amp Fuse)
F05	550 Amp PAK (700 Amp Fuse)
F06	650 Amp PAK (800 Amp Fuse)

For 575/600 VAC Applications, Select One ⁽²⁾

F10	100 Amp PAK (125 Amp Fuse)
F11	150 Amp PAK (175 Amp Fuse)
F12	200 Amp PAK (250 Amp Fuse)
F13	300 Amp PAK (400 Amp Fuse)
F14	400 Amp PAK (500 Amp Fuse)
F15	550 Amp PAK (700 Amp Fuse)
F16	650 Amp PAK (800 Amp Fuse)

Remote Manual Adjust/Auto Manual Switch

0	None
1	Pot with 0 - 100% dial and Local/Remote Switch(2) Single Turn 1K Ω Potentiometer

1) SCR Fusing is for semiconductor protection only, not wire protection.

2) Supplied Loose for Customer Mounting.

Note:

Storage Temperature 14°F to 158°F (-10°C to 70°C). CE application requires filters.

Chromalox Part Numbers

0005-60056 - Line filter, single phase, 440 VAC
0005-60057 - Line filter, 120-230 VAC

(cont'd.) **1 1 L1 F01 1 Typical Model Number**

Current Rating	Open Design		Closed Design	
	Input Bus	Output Bus	Input Bus	Output Bus
100, 150, 200, 300	1 Crimp Lug / Phase	1 Crimp Lug / Phase	3 / Phase*	3 / Phase*
400	3 / Phase*	10 / Phase*	3 / Phase*	10 / Phase*
550, 650	4 / Phase*	12 / Phase*	4 / Phase*	12 / Phase*

* Accepts up to this number of NEMA standard lugs (See Crimp Lug Chart)