
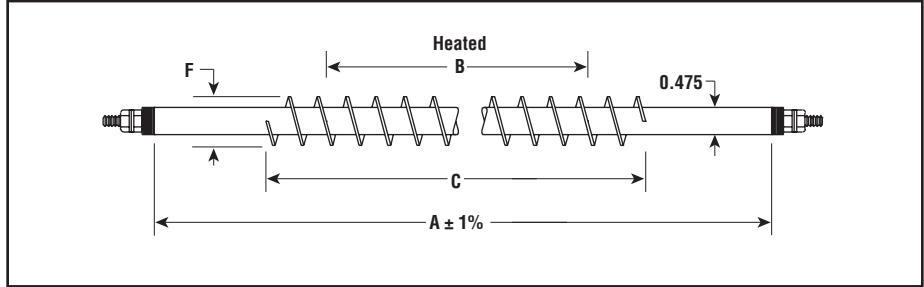




FTS & FTI .475" Dia. Fintube® Heaters



Dimensions (Inches)



- Steel Sheath (type FTS)
- MONEL® Sheath (type FTI)
- 475 - 10,000 Watts
- 120, 240 and 480 Volt
- 60 W/In²
- 750°F Max. Sheath Temp. (type FTS)
- 900°F Max. Sheath Temp. (type FTI)

Applications

Best suited for the following applications where space is limited.

- Drying
- Heat Treating
- Annealing
- Load Banks
- Curing Ovens, Dryers, Ducts, etc.

Advantages

The metal sheath isolates and protects the resistor wire from the environment. At the same time it maximizes heat transfer capability to the work. Fintube® elements can be bent to put the heat where it works best.

Fins greatly increase surface area and permit faster heat transfer to the air, resulting in lower element surface temperatures. High watt density permits use of fewer elements and a higher concentration of installed kW for a given area.

Fintube® heaters are ideal for both comfort and industrial process air applications.

Features

Type 4 Terminals — Standard. Integral parts of the element are of high strength to resist bending during tightening of the wiring connections. Type 4 terminal is a threaded extension of the cold pin. See standard terminal detail in the FT Series Overview.

Work Temperatures — See Allowable Watt Density & Heater Selection Graphs G-151 through G-156 in Technical section of this catalog.

Bending — Customer's minimum bending radius, see Factory and Customer Bending Table in the FT Series Overview.

Stainless Steel Sheath — Optional. Contact your Local Chromalox Sales office.

Special Features — Sheath material, threaded fittings, length, volts, watts, brackets, etc. Contact your Local Chromalox Sales office for price and availability.

Specifications and Ordering Information

Watts	Volts	Dimensions (In.)				Model	Stock	PCN	Wt. (Lbs.)
		A	C	F	B				
FTS — Steel Sheath (approximately 60 W/In²) — 0.475" Diameter									
475	120	12	7-1/2	1.14	5-5/8	FTS-012475	NS	334019	1
725	120	15	10-1/2	1.14	8-5/8	FTS-015475	S	334027	1
1,450	120	24	19-1/2	1.14	17-5/8	FTS-024475	NS	334051	2
1,450	240	24	19-1/2	1.14	17-5/8	FTS-024475	NS	334060	2
2,450	120	36	31-1/2	1.14	29-5/8	FTS-036475	NS	334094	3
2,450	240	36	31-1/2	1.14	29-5/8	FTS-036475	S	334107	3
3,450	240	48	43-1/2	1.14	41-5/8	FTS-048475	NS	334131	3
5,000	240	63	58-1/2	1.14	56-5/8	FTS-063475	S	334158	5
5,000	480	63	58-1/2	1.14	56-5/8	FTS-063475	NS	334166	5
7,000	240	86	81-1/2	1.14	79-5/8	FTS-086475	NS	334190	7
7,000	480	86	81-1/2	1.14	79-5/8	FTS-086475	NS	334203	7
10,000	240	119	115-1/2	1.14	112-5/8	FTS-119475	NS	334254	9
10,000	480	119	115-1/2	1.14	112-5/8	FTS-119475	NS	334262	9
FTI — MONEL® Sheath (approximately 60 W/In²) — 0.475" Diameter									
475	120	12	7-1/2	1.14	5-5/8	FTI-012475	NS	334705	1
725	120	15	10-1/2	1.14	8-5/8	FTI-015475	NS	334713	1
1,450	120	24	19-1/2	1.14	17-5/8	FTI-024475	NS	334748	2
1,450	240	24	19-1/2	1.14	17-5/8	FTI-024475	NS	334756	2
2,450	120	36	31-1/2	1.14	29-5/8	FTI-036475	NS	334780	3
2,450	240	36	31-1/2	1.14	29-5/8	FTI-036475	NS	334799	3
3,450	240	48	43-1/2	1.14	41-5/8	FTI-048475	NS	334828	3
5,000	240	63	58-1/2	1.14	56-5/8	FTI-063475	NS	334844	5
5,000	480	63	58-1/2	1.14	56-5/8	FTI-063475	NS	334852	5
7,000	240	86	81-1/2	1.14	79-5/8	FTI-086475	NS	334887	7
7,000	480	86	81-1/2	1.14	79-5/8	FTI-086475	NS	334895	7
10,000	240	119	115-1/2	1.14	112-5/8	FTI-119475	NS	334940	9
10,000	480	119	115-1/2	1.14	112-5/8	FTI-119475	NS	334959	9

Stock Status: S = stock NS = non-stock

To Order — Specify model, PCN, watts, volts and quantity.

FTS & FTI

.315" Dia. Fintube® Heaters



- Steel Sheath (type FTS)
- MONEL® Sheath (type FTI)
- 500 - 6,200 Watts
- 120, 240 and 480 Volt
- 60 W/In²
- 750°F Max. Sheath Temp. (type FTS)
- 900°F Max. Sheath Temp. (type FTI)

Applications

Best suited for the following applications where space is limited.

- Drying
- Heat Treating
- Annealing
- Load Banks
- Curing Ovens, Dryers, Ducts, etc.

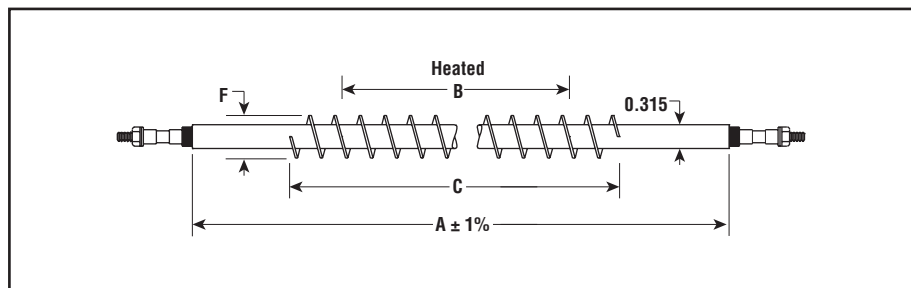
Advantages

The metal sheath isolates and protects the resistor wire from the environment. At the same time it maximizes heat transfer capability to the work. Fintube® elements can be bent to put the heat where it works best.

Fins greatly increase surface area and permit faster heat transfer to the air, resulting in lower element surface temperatures. High watt density permits use of fewer elements and a higher concentration of installed kW for a given area.

Fintube® heaters are ideal for both comfort and industrial process air applications.

Dimensions (Inches)



Features

Type 3 Terminals — Standard. Integral parts of the element are of high strength to resist bending during tightening of the wiring connections. Type 3 terminal is a threaded extension welded to the cold pin. See standard terminal detail in the FT Series Overview.

Work Temperatures — See Allowable Watt Density & Heater Selection Graphs G-151 through G-156 in Technical section of this catalog.

Bending — Customer's minimum bending radius, see Factory and Customer Bending Table in the FT Series Overview.

Stainless Steel Sheath — Optional. Contact your Local Chromalox Sales office.

Special Features — Sheath material, threaded fittings, length, volts, watts, brackets, etc. Contact your Local Chromalox Sales office for price and availability.

Specifications and Ordering Information

Watts	Volts	Dimensions (In.)				Model	Stock	PCN	Wt. (Lbs.)
		A	C	F	B				
FTS — Steel Sheath (approximately 60 W/In²) — 0.315" Diameter									
500	120	15	10-1/2	0.844	8-1/4	FTS-015315	NS	334270	1
1,025	120	24	19-1/2	0.844	17-1/4	FTS-024315	NS	334297	1
1,025	240	24	19-1/2	0.844	17-1/4	FTS-024315	NS	334300	1
1,750	120	36	31-1/2	0.844	29-1/4	FTS-036315	NS	334334	2
1,750	240	36	31-1/2	0.844	29-1/4	FTS-036315	NS	334342	2
2,450	120	48	43-1/2	0.844	41-1/4	FTS-048315	NS	334377	2
2,450	240	48	43-1/2	0.844	41-1/4	FTS-048315	NS	334385	2
3,500	240	63	58-1/2	0.844	56-1/4	FTS-063315	NS	334406	4
3,500	480	63	58-1/2	0.844	56-1/4	FTS-063315	NS	334414	4
4,700	240	86	81-1/2	0.844	79-1/4	FTS-086315	NS	334449	6
4,700	480	86	81-1/2	0.844	79-1/4	FTS-086315	NS	334457	6
6,200	480	119	115-1/2	0.844	112-1/4	FTS-119315	NS	334502	8
FTI — MONEL® Sheath (approximately 60 W/In²) — 0.315" Diameter									
500	120	15	10-1/2	0.844	8-1/4	FTI-015315	NS	334967	1
1,025	120	24	19-1/2	0.844	17-1/4	FTI-024315	NS	334983	1
1,025	240	24	19-1/2	0.844	17-1/4	FTI-024315	NS	334991	1
1,750	120	36	31-1/2	0.844	29-1/4	FTI-036315	NS	335020	2
1,750	240	36	31-1/2	0.844	29-1/4	FTI-036315	NS	335038	2
2,450	120	48	43-1/2	0.844	41-1/4	FTI-048315	NS	335062	2
2,450	240	48	43-1/2	0.844	41-1/4	FTI-048315	NS	335070	2
3,500	240	63	58-1/2	0.844	56-1/4	FTI-063315	NS	335097	4
3,500	480	63	58-1/2	0.844	56-1/4	FTI-063315	NS	335100	4
4,700	240	86	81-1/2	0.844	79-1/4	FTI-086315	NS	335134	6
4,700	480	86	81-1/2	0.844	79-1/4	FTI-086315	NS	335142	6
6,200	480	119	115-1/2	0.844	112-1/4	FTI-119315	NS	335193	8

Stock Status: S = stock NS = non-stock
To Order—Specify model, PCN, watts, volts and quantity.